

**ISPRAVAK  
CORRECTION**

**DJEČJI VRTIĆI I DRUGE PRAVNE OSOBE KOJE OSTVARUJU PROGRAME  
PREDŠKOLSKOG ODGOJA  
Početak ped. g. 2018./2019.**

**KINDERGARTENS AND OTHER LEGAL ENTITIES IMPLEMENTING PRESCHOOL  
EDUCATION PROGRAMMES, BEGINNING OF 2018/2019 PEDAGOGIC YEAR**

Na početku pedagoške godine 2018./2019., prema metodologiji statističkog praćenja podataka, bilo je 1 710 izvještajnih jedinica koje su ostvarivale programe predškolskoga odgoja i naobrazbe, od toga 1 494 dječja vrtića i 216 drugih pravnih osoba (osnovne škole, igraonice u knjižnici ili druge ustanove ili udruge).

Ukupan broj djece koja su bila obuhvaćena nekim programom predškolskoga odgoja i naobrazbe bio je 139 378, a od toga 67 216 djevojčica (48,2%). Redovitim programom bilo je obuhvaćeno 123 212 djece, programom predškole **10 823** djece i kraćim programom 5 343 djece.

Od ukupnog broja vrtića, bilo je 336 samostalnih, tj. bez područnih odjela, 280 dječjih vrtića imalo je u svom sastavu područne odjele, a bilo je i 878 područnih odjela.

Ukupan broj izvještajnih jedinica smanjio se za 0,3% u odnosu na prethodnu godinu, dok se neznatno povećao ukupan broj djece u izvještajnim jedinicama, za 0,1%.

U školskoj godini 2017./2018. programom predškole bilo je obuhvaćeno **10 823** djece koja nisu bila polaznici redovitog programa predškolskog odgoja, što je manje za **9,4%** nego prethodne godine.

*At the beginning of the 2018/2019 pedagogic year, according to the methodology of statistical data collection, there were 1 710 reporting units implementing preschool education and care programmes, of which there were 1 494 kindergartens and 216 other legal entities (basic schools, playrooms in libraries or other institutions or organisations).*

*The total number of children covered by any preschool education and care programmes was 139 378, out of which 67 216 were girls (48.2%). There were 123 212 children covered by a regular programme, **10 823** by a preschool programme and 5 343 by a shorter programme.*

*Out of the total number, 336 were self-contained kindergartens, that is, those without departments, while 280 of them included departments. The number of departments amounted to 878.*

*As compared to the previous year, the total number of reporting units decreased by 0.3% while the total number of children in reporting units slightly increased, by 0.1%.*

*In the 2017/2018 **school** year, the preschool programme covered **10 823** children who did not attend a regular preschool programme, which was **9.4%** less than in the previous year.*

ISPRAVAK

U Priopćenju 8.1.8. Dječji vrtići i druge pravne osobe koje ostvaruju programe predškolskog odgoja, početak pedagoške godine 2018./2019., od 10. svibnja 2019., došlo je do tehničke pogreške u prikazivanju broja djece u programu predškole. Ta je pogreška utjecala na komentar i tablice 2. Djeca prema vrsti programa predškolskog odgoja i spolu, početak ped. g. 2018./2019., 4. Zaposlenici u dječjim vrtićima, drugim pravnim osobama koje ostvaruju programe predškolskog odgoja i programima predškole, početak ped. g. 2018./2019. i 6. Dječji vrtići i druge pravne osobe koje ostvaruju programe predškolskog odgoja, djeca prema dobnim skupinama i zaposlenici po županijama, početak ped. g. 2018./2019.

Stoga molimo korisnike da se koriste ispravljenim podacima koje ovdje prilažemo.

Zahvaljujemo na razumijevanju.

CORRECTION

*In the First Release 8.1.8. Kindergartens and Other Legal Entities Implementing Preschool Education Programmes, Beginning of 2018/2019 Pedagogic Year, of 10 May 2019, a technical error occurred in the presentation of the number of children involved in the preschool programme. This error affected the commentary and tables 2. Children, by Type of Preschool Education Programme and by Sex, Beginning of 2018/2019 Pedagogic Year, 4. Persons in Employment in Kindergartens and Other Legal Entities Implementing Preschool Education Programmes and Preschool Programmes, Beginning of 2018/2019 Pedagogic Year, and 6. Kindergartens and Other Legal Entities Implementing Preschool Education Programmes and Preschool Programmes, Children by Age Groups, Persons in Employment by Counties, Beginning of 2018/2019 Pedagogic Year.*

*Users are therefore kindly requested to use the corrected data attached here.*

*Thank you for your understanding.*

**1. DJEČJI VRTIĆI I DRUGE PRAVNE OSOBE KOJE OSTVARUJU PROGRAME PREDŠKOLSKOG ODGOJA, POČETAK PED. G. 2018./2019.**  
**KINDERGARTENS AND OTHER LEGAL ENTITIES IMPLEMENTING PRESCHOOL EDUCATION PROGRAMMES, BEGINNING OF 2018/2019**  
**PEDAGOGIC YEAR**

Osnivač	Ukupno Total	Dječji vrtići Kindergartens			Druge pravne osobe Other legal entities			Founder
		samostalni Self-contained	s područnim odjelima With departments	područni odjeli Departments	osnovne škole Basic schools	igraonice u knjižnici Playrooms in libraries	druge ustanove i udruge Other institutions	
Ukupno	1 710	336	280	878	164	5	47	Total
Republika Hrvatska	31	2	3	14	6	1	5	Republic of Croatia
Jedinice lokalne uprave i samouprave	1 242	151	202	715	154	4	16	Local government and self-government units
Druge domaće pravne i fizičke osobe (privatne)	377	166	61	120	4	-	26	Other domestic legal entities and natural persons (private)
Vjerske zajednice	60	17	14	29	-	-	-	Religious communities

**2. DJECA PREMA VRSTI PROGRAMA PREDŠKOLSKOG ODGOJA I SPOLU, POČETAK PED. G. 2018./2019.**  
**CHILDREN, BY TYPE OF PRESCHOOL EDUCATION PROGRAMME AND BY SEX, BEGINNING OF 2018/2019 PEDAGOGIC YEAR**

Osnivač	Ukupno Total		U redovitim programima In regular programmes		U predškoli <sup>1)</sup> In preschool institutions <sup>1)</sup>		U kraćim programima In shorter programmes		Founder
	svega All	djevojčice Girls	svega All	djevojčice Girls	svega All	djevojčice Girls	svega All	djevojčice Girls	
Ukupno	139 378	67 216	123 212	59 025	<b>10 823</b>	<b>5 221</b>	5 343	2 970	Total
Republika Hrvatska	2 904	1 378	2 071	1 014	209	83	624	281	Republic of Croatia
Jedinice lokalne uprave i samouprave	109 719	52 657	98 018	46 852	<b>9 449</b>	<b>4 569</b>	2 252	1 236	Local government and self-government units
Druge domaće pravne i fizičke osobe (privatne)	23 057	11 467	19 493	9 476	<b>1 097</b>	<b>538</b>	2 467	1 453	Other domestic legal entities and natural persons (private)
Vjerske zajednice	3 698	1 714	3 630	1 683	68	31	-	-	Religious communities

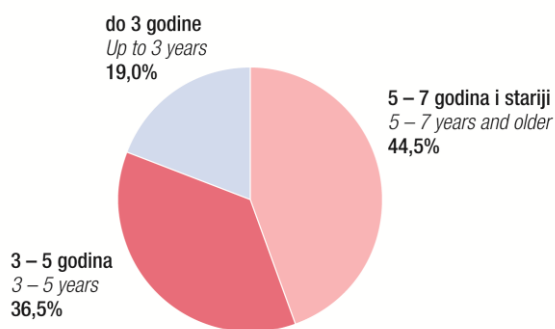
1) Podaci se odnose na program predškole ostvaren u školskoj godini 2017./2018.

1) The data refer to a preschool programme implemented in the 2017/2018 **school** year.

**3. DJECA PREMA SPOLU I DULJINI DNEVNOG BORAVKA U SATIMA, POČETAK PED. G. 2018./2019.**  
**CHILDREN, BY SEX AND BY TIME SPENT DAILY IN PRESCHOOL PROGRAMMES, BEGINNING OF 2018/2019 PEDAGOGIC YEAR**

Osnivač	Djeca Children		Duljina dnevnog boravka, sati Time spent daily in preschool programmes, hours			Postotak djece prema duljini dnevnog boravka, sati Percentage of children by time spent in preschool programmes, hours			Founder
	svega All	djevojčice Girls	manje od 5 Less than 5	5 – 8 5 – 8	8 i više 8 and more	manje od 5 Less than 5	5 – 8 5 – 8	8 i više 8 and more	
Ukupno	139 378	67 216	19 281	17 100	102 997	13,83	12,27	73,90	Total
Republika Hrvatska	2 904	1 378	875	98	1 931	30,13	3,37	66,50	Republic of Croatia
Jedinice lokalne uprave i samouprave	109 719	52 657	14 603	13 548	81 568	13,31	12,35	74,34	Local government and self-government units
Druge domaće pravne i fizičke osobe (privatne)	23 057	11 467	3 705	2 631	16 721	16,07	11,41	72,52	Other domestic legal entities and natural persons (private)
Vjerske zajednice	3 698	1 714	98	823	2 777	2,65	22,26	75,09	Religious communities

**G-1. DJECA OBUHVAĆENA PROGRAMIMA PREDŠKOLSKOG ODGOJA  
PREMA DOBNIM SKUPINAMA, POČETAK PED. G. 2018./2019.**  
*CHILDREN COVERED BY PRESCHOOL EDUCATION PROGRAMMES,  
BY AGE GROUPS, BEGINNING OF 2018/2019 PEDAGOGIC YEAR*



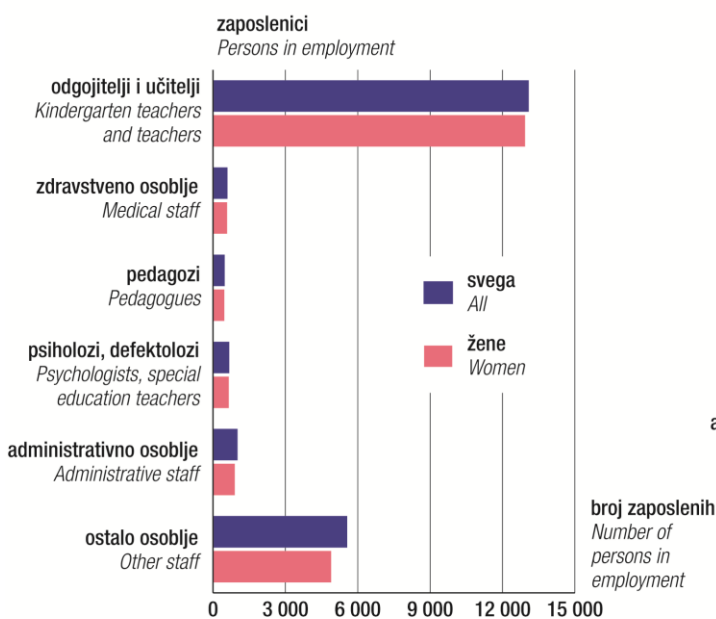
**4. ZAPOSLENICI U DJEČJIM VRTIĆIMA, DRUGIM PRAVNIM OSOBAMA KOJE OSTVARUJU PROGRAME PREDŠKOLSKOG ODGOJA  
I PROGRAMIMA PREDŠKOLE, POČETAK PED. G. 2018./2019.**  
*PERSONS IN EMPLOYMENT IN KINDERGARTENS AND OTHER LEGAL ENTITIES IMPLEMENTING PRESCHOOL EDUCATION PROGRAMMES  
AND PRESCHOOL PROGRAMMES, BEGINNING OF 2018/2019 PEDAGOGIC YEAR*

		Zaposlenici <i>Persons in employment</i>		Odgovjitelji i učitelji <i>Kindergarten teachers and teachers</i>		Zdravstveno osoblje <i>Medical staff</i>		Pedagozi <i>Pedagogues</i>		Psiholozi, defektolozi <i>Psychologists, special education teachers</i>		Administrativno osoblje <i>Administrative staff</i>		Ostalo osoblje <i>Other staff</i>	
		svega <i>All</i>	žene <i>Women</i>	svega <i>All</i>	žene <i>Women</i>	svega <i>All</i>	žene <i>Women</i>	svega <i>All</i>	žene <i>Women</i>	svega <i>All</i>	žene <i>Women</i>	svega <i>All</i>	žene <i>Women</i>	svega <i>All</i>	žene <i>Women</i>
Ukupno <i>Total</i>	svega <i>Total</i>	<b>21 404</b>	<b>20 426</b>	<b>13 088</b>	<b>12 935</b>	595	583	479	466	668	651	1 016	898	5 558	4 893
	s punim radnim vremenom <i>Full-time</i>	19 524	18 684	12 464	12 355	417	411	269	261	451	440	872	767	5 051	4 450
Dječji vrtići <i>Kindergartens</i>	svega <i>Total</i>	20 868	19 943	12 655	12 543	584	572	475	462	622	605	1 007	891	5 525	4 870
	s punim radnim vremenom <i>Full-time</i>	19 355	18 529	12 385	12 279	409	403	265	257	406	395	865	762	5 025	4 433
Predškola <sup>1)</sup> <i>Preschool institutions<sup>1)</sup></i>	svega <i>Total</i>	<b>216</b>	<b>212</b>	<b>216</b>	<b>212</b>	-	-	-	-	-	-	-	-	-	-
	s punim radnim vremenom <i>Full-time</i>	-	-	-	-	-	-	-	-	-	-	-	-	-	-
Druge pravne osobe <i>Other legal entities</i>	svega <i>Total</i>	320	271	217	180	11	11	4	4	46	46	9	7	33	23
	s punim radnim vremenom <i>Full-time</i>	169	155	79	76	8	8	4	4	45	45	7	5	26	17

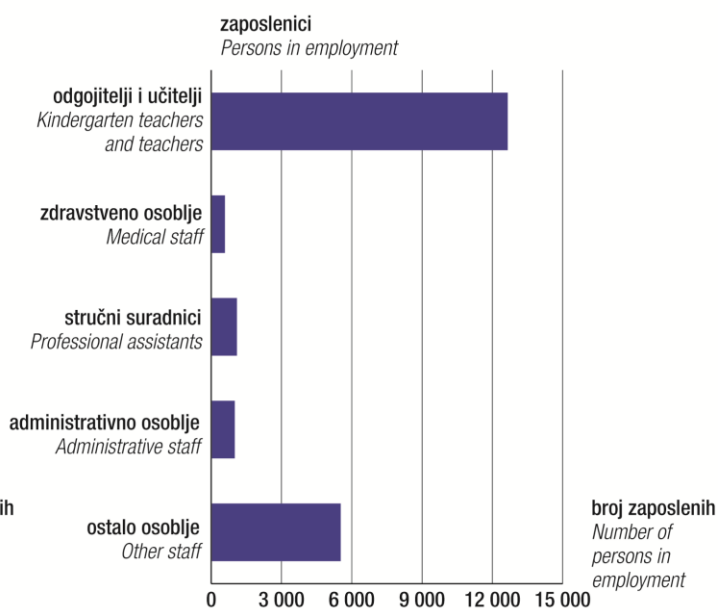
1) Podaci se odnose na program predškole ostvaren u školskoj godini **2017./2018.**

1) *The data refer to a preschool programme implemented in the **2017/2018 school** year.*

**G-2. ZAPOSLENICI U DJEČJIM VRTIĆIMA I DRUGIM PRAVNIM OSOBAMA PREMA SPOLU, POČETAK PED. G. 2018./2019.**  
**PERSONS IN EMPLOYMENT IN KINDERGARTENS AND OTHER LEGAL ENTITIES, BY SEX, BEGINNING OF 2018/2019 PEDAGOGIC YEAR**



**G-3. ZAPOSLENICI U DJEČJIM VRTIĆIMA, POČETAK PED. G. 2018./2019.**  
**PERSONS IN EMPLOYMENT IN KINDERGARTENS, BEGINNING OF 2018/2019 PEDAGOGIC YEAR**



**5. ZAPOSLENICI U DJEČJIM VRTIĆIMA PREMA STUPNJU OBRAZOVANJA I SPOLU, POČETAK PED. G. 2018./2019.**  
**PERSONS IN EMPLOYMENT IN KINDERGARTENS, BY EDUCATIONAL ATTAINMENT AND SEX, BEGINNING OF 2018/2019 PEDAGOGIC YEAR**

Osnivač		Zaposlenici Persons in employment		Odgojitelji i učitelji Kindergarten teachers and teachers		Zdravstveno osoblje Medical staff	Stručni suradnici Professional assistants	Admini- strativno osoblje Administra- tive staff	Ostalo osoblje Other staff		Founder
		svega All	žene Women	svega All	žene Women						
Ukupno	svega	20 868	19 943	12 655	12 543	584	1 097	1 007	5 525	All	Total
	visoko	2 572	2 458	1 045	1 023	55	1 075	293	104	High	
	više	11 857	11 717	11 044	10 957	354	22	322	115	Higher	
	srednje	4 769	4 131	566	563	175	-	392	3 636	Secondary	
	osnovno	1 670	1 637	-	-	-	-	-	1 670	Basic	
Republika Hrvatska	svega	360	339	209	207	11	16	18	106	All	Republic of Croatia
	visoko	36	35	16	16	-	14	6	-	High	
	više	189	186	176	174	5	2	6	-	Higher	
	srednje	103	86	17	17	6	-	6	74	Secondary	
	osnovno	32	32	-	-	-	-	-	32	Basic	
Jedinice lokalne uprave i samouprave	svega	16 513	15 780	10 084	10 006	405	699	764	4 561	All	Local government and self-government units
	visoko	1 688	1 618	705	694	21	688	209	65	High	
	više	9 463	9 361	8 900	8 835	232	11	250	70	Higher	
	srednje	3 821	3 288	479	477	152	-	305	2 885	Secondary	
	osnovno	1 541	1 513	-	-	-	-	-	1 541	Basic	
Druge domaće pravne i fizičke osobe (privatne)	svega	3 421	3 265	2 024	1 996	142	328	187	740	All	Other domestic legal entities and natural persons
	visoko	740	701	290	280	31	319	62	38	High	
	više	1 873	1 843	1 669	1 652	99	9	55	41	Higher	
	srednje	733	650	65	64	12	-	70	586	Secondary	
	osnovno	75	71	-	-	-	-	-	75	Basic	
Vjerske zajednice	svega	574	559	338	334	26	54	38	118	All	Religious communities
	visoko	108	104	34	33	3	54	16	1	High	
	više	332	327	299	296	18	-	11	4	Higher	
	srednje	112	107	5	5	5	-	11	91	Secondary	
	osnovno	22	21	-	-	-	-	-	22	Basic	

6. DJEČJI VRTIĆI I DRUGE PRAVNE OSOBE KOJE OSTVARUJU PROGRAME PREDŠKOLSKOG ODGOJA, DJECA PREMA DOBNIM SKUPINAMA I ZAPOSLENICI PO ŽUPANIJAMA, POČETAK PED. G. 2018./2019.

KINDERGARTENS AND OTHER LEGAL ENTITIES IMPLEMENTING PRESCHOOL EDUCATION PROGRAMMES AND PRESCHOOL PROGRAMMES, CHILDREN BY AGE GROUPS, PERSONS IN EMPLOYMENT BY COUNTIES, BEGINNING OF 2018/2019 PEDAGOGIC YEAR

	Dječji vrtići <i>Kindergartens</i>	Druge pravne osobe <i>Other legal entities</i>	Djeca prema dobnim skupinama <i>Children by age groups</i>				Zaposlenici <i>Persons in employment</i>		
			svega <i>All</i>	do 3 godine <i>Up to 3 years</i>	3 – 5 godina <i>3 – 5 years</i>	5 – 7 godina i stariji <i>5 – 7 years and older</i>	svega <i>All</i>	od toga <i>Out of that</i>	
								odgojitelji i učitelji <i>Kindergarten teachers and teachers</i>	zdravstveno osoblje <i>Medical staff</i>
Republika Hrvatska <i>Republic of Croatia</i>	1 494	216	139 378	26 422	50 934	62 022	<b>21 404</b>	<b>13 088</b>	595
Državni <i>State-owned</i>	1 087	186	112 623	21 350	40 436	50 837	17 276	10 609	426
Privatni <i>Private</i>	347	30	23 057	4 456	8 959	9 642	<b>3 554</b>	<b>2 141</b>	143
Vjerskih zajednica <i>Established by religious communities</i>	60	-	3 698	616	1 539	1 543	574	338	26
Zagrebačka županija <i>County of Zagreb</i>	95	16	10 919	2 329	3 799	4 791	1 690	1 023	41
Državni <i>State-owned</i>	62	13	8 508	1 752	2 930	3 826	1 349	806	28
Privatni <i>Private</i>	29	3	2 183	544	787	852	311	199	11
Vjerskih zajednica <i>Established by religious communities</i>	4	-	228	33	82	113	30	18	2
Krapinsko-zagorska županija <i>County of Krapina-Zagorje</i>	24	20	3 371	647	986	1 738	448	295	10
Državni <i>State-owned</i>	18	19	2 862	509	802	1 551	374	247	7
Privatni <i>Private</i>	6	1	509	138	184	187	74	48	3
Sisačko-moslavačka županija <i>County of Sisak-Moslavina</i>	34	4	3 700	736	1 241	1 723	561	348	12
Državni <i>State-owned</i>	33	4	3 663	733	1 218	1 712	553	344	11
Vjerskih zajednica <i>Established by religious communities</i>	1	-	37	3	23	11	8	4	1
Karlovačka županija <i>County of Karlovac</i>	21	8	2 879	499	935	1 445	375	233	16
Državni <i>State-owned</i>	18	8	2 704	475	897	1 332	354	221	14
Privatni <i>Private</i>	3	-	175	24	38	113	21	12	2
Varaždinska županija <i>County of Varaždin</i>	53	8	5 362	1 004	1 857	2 501	709	441	26
Državni <i>State-owned</i>	22	6	2 501	411	869	1 221	344	208	12
Privatni <i>Private</i>	28	2	2 737	593	941	1 203	347	222	14
Vjerskih zajednica <i>Established by religious communities</i>	3	-	124	-	47	77	18	11	-
Koprivničko-križevačka županija <i>County of Koprivnica-Križevci</i>	36	14	3 085	517	962	1 606	416	261	13
Državni <i>State-owned</i>	30	14	2 473	409	717	1 347	330	207	11
Privatni <i>Private</i>	3	-	390	92	141	157	54	34	2
Vjerskih zajednica <i>Established by religious communities</i>	3	-	222	16	104	102	32	20	-
Bjelovarsko-bilogorska županija <i>County of Bjelovar-Bilogora</i>	24	14	2 621	456	774	1 391	351	217	16
Državni <i>State-owned</i>	16	13	2 002	377	512	1 113	251	155	13
Privatni <i>Private</i>	8	1	619	79	262	278	100	62	3

6. DJEČJI VRTIĆI I DRUGE PRAVNE OSOBE KOJE OSTVARUJU PROGRAME PREDŠKOLSKOG ODGOJA, DJECA PREMA DOBNIM SKUPINAMA I ZAPOSLENICI PO ŽUPANIJAMA, POČETAK PED. G. 2018./2019.

KINDERGARTENS AND OTHER LEGAL ENTITIES IMPLEMENTING PRESCHOOL EDUCATION PROGRAMMES AND PRESCHOOL PROGRAMMES, CHILDREN BY AGE GROUPS, PERSONS IN EMPLOYMENT BY COUNTIES, BEGINNING OF 2018/2019 PEDAGOGIC YEAR

(nastavak)  
(continued)

	Dječji vrtići <i>Kindergartens</i>	Druge pravne osobe <i>Other legal entities</i>	Djeca prema dobnim skupinama <i>Children by age groups</i>				Zaposlenici <i>Persons in employment</i>		
			svega <i>All</i>	do 3 godine <i>Up to 3 years</i>	3 – 5 godina <i>3 – 5 years</i>	5 – 7 godina i stariji <i>5 – 7 years and older</i>	svega <i>All</i>	od toga <i>Out of that</i>	
								odgojitelji i učitelji <i>Kindergarten teachers and teachers</i>	zdravstveno osoblje <i>Medical staff</i>
Primorsko-goranska županija <i>County of Primorje-Gorski kotar</i>	115	7	9 002	1 534	3 535	3 933	1 469	971	25
Državni <i>State-owned</i>	90	5	7 771	1 416	3 012	3 343	1 283	840	23
Privatni <i>Private</i>	21	2	1 040	86	438	516	161	113	2
Vjerskih zajednica <i>Established by religious communities</i>	4	-	191	32	85	74	25	18	-
Ličko-senjska županija <i>County of Lika-Senj</i>	11	4	1 016	188	390	438	155	100	2
Državni <i>State-owned</i>	11	4	1 016	188	390	438	155	100	2
Virovitičko-podravska županija <i>County of Virovitica-Podravina</i>	7	10	1 875	187	628	1 060	185	124	7
Državni <i>State-owned</i>	6	10	1 803	187	597	1 019	178	119	7
Privatni <i>Private</i>	1	-	72	-	31	41	7	5	-
Požeško-slavonska županija <i>County of Požega-Slavonia</i>	16	7	1 668	312	504	852	217	149	4
Državni <i>State-owned</i>	13	7	1 401	252	407	742	182	123	4
Privatni <i>Private</i>	2	-	126	31	47	48	15	12	-
Vjerskih zajednica <i>Established by religious communities</i>	1	-	141	29	50	62	20	14	-
Brodsko-posavska županija <i>County of SlavonSKI Brod-Posavina</i>	21	9	3 094	438	962	1 694	309	192	11
Državni <i>State-owned</i>	18	6	2 675	377	766	1 532	263	160	10
Privatni <i>Private</i>	2	3	320	40	154	126	24	20	-
Vjerskih zajednica <i>Established by religious communities</i>	1	-	99	21	42	36	22	12	1
Zadarska županija <i>County of Zadar</i>	83	4	5 310	720	1 850	2 740	<b>860</b>	<b>498</b>	39
Državni <i>State-owned</i>	56	4	3 915	465	1 319	2 131	622	358	18
Privatni <i>Private</i>	24	-	1 242	238	463	541	<b>214</b>	<b>126</b>	19
Vjerskih zajednica <i>Established by religious communities</i>	3	-	153	17	68	68	24	14	2
Osječko-baranjska županija <i>County of Osijek-Baranja</i>	80	31	7 135	905	2 452	3 778	799	559	15
Državni <i>State-owned</i>	57	29	5 935	794	1 928	3 213	672	467	14
Privatni <i>Private</i>	21	2	1 054	79	467	508	109	80	1
Vjerskih zajednica <i>Established by religious communities</i>	2	-	146	32	57	57	18	12	-

6. DJEČJI VRTIĆI I DRUGE PRAVNE OSOBE KOJE OSTVARUJU PROGRAME PREDŠKOLSKOG ODGOJA, DJECA PREMA DOBNIM SKUPINAMA I ZAPOSLENICI PO ŽUPANIJAMA, POČETAK PED. G. 2018./2019.

KINDERGARTENS AND OTHER LEGAL ENTITIES IMPLEMENTING PRESCHOOL EDUCATION PROGRAMMES AND PRESCHOOL PROGRAMMES, CHILDREN BY AGE GROUPS, PERSONS IN EMPLOYMENT BY COUNTIES, BEGINNING OF 2018/2019 PEDAGOGIC YEAR

(nastavak)  
(continued)

	Dječji vrtići <i>Kindergartens</i>	Druge pravne osobe <i>Other legal entities</i>	Djeca prema dobnim skupinama <i>Children by age groups</i>				Zaposlenici <i>Persons in employment</i>		
			svoga <i>All</i>	do 3 godine <i>Up to 3 years</i>	3 – 5 godina <i>3 – 5 years</i>	5 – 7 godina i stariji <i>5 – 7 years and older</i>	svoga <i>All</i>	od toga <i>Out of that</i>	
								odgojitelji i učitelji <i>Kindergarten teachers and teachers</i>	zdravstveno osoblje <i>Medical staff</i>
Šibensko-kninska županija <i>County of Šibenik-Knin</i>	51	2	3 106	547	1 220	1 339	480	305	8
Državni <i>State-owned</i>	33	2	2 091	367	799	925	341	211	7
Privatni <i>Private</i>	15	-	835	161	334	340	113	78	1
Vjerskih zajednica <i>Established by religious communities</i>	3	-	180	19	87	74	26	16	-
Vukovarsko-srijemska županija <i>County of Vukovar-Sirmium</i>	39	17	3 507	615	1 215	1 677	435	293	8
Državni <i>State-owned</i>	29	16	2 713	413	917	1 383	331	218	4
Privatni <i>Private</i>	7	1	544	127	209	208	70	53	1
Vjerskih zajednica <i>Established by religious communities</i>	3	-	250	75	89	86	34	22	3
Splitsko-dalmatinska županija <i>County of Split-Dalmatia</i>	240	4	15 502	1 922	6 225	7 355	2 517	1 324	99
Državni <i>State-owned</i>	181	4	11 876	1 357	4 725	5 794	1 716	989	54
Privatni <i>Private</i>	49	-	2 968	537	1 204	1 227	722	287	40
Vjerskih zajednica <i>Established by religious communities</i>	10	-	658	28	296	334	79	48	5
Istarska županija <i>County of Istria</i>	137	2	7 544	1 561	3 064	2 919	1 406	866	24
Državni <i>State-owned</i>	98	2	6 003	1 231	2 438	2 334	1 171	688	21
Privatni <i>Private</i>	38	-	1 497	315	610	572	230	174	3
Vjerskih zajednica <i>Established by religious communities</i>	1	-	44	15	16	13	5	4	-
Dubrovačko-neretvanska županija <i>County of Dubrovnik-Neretva</i>	50	2	4 723	978	1 847	1 898	667	438	17
Državni <i>State-owned</i>	42	2	4 369	902	1 695	1 772	619	408	14
Privatni <i>Private</i>	5	-	161	20	90	51	21	14	1
Vjerskih zajednica <i>Established by religious communities</i>	3	-	193	56	62	75	27	16	2
Međimurska županija <i>County of Međimurje</i>	52	8	4 006	592	1 615	1 799	583	365	20
Državni <i>State-owned</i>	28	6	2 554	308	984	1 262	375	233	10
Privatni <i>Private</i>	22	2	1 400	253	620	527	196	126	8
Vjerskih zajednica <i>Established by religious communities</i>	2	-	52	31	11	10	12	6	2
Grad Zagreb <i>City of Zagreb</i>	305	25	39 953	9 735	14 873	15 345	6 772	4 086	182
Državni <i>State-owned</i>	226	12	33 788	8 427	12 514	12 847	5 813	3 507	142
Privatni <i>Private</i>	63	13	5 185	1 099	1 939	2 147	765	476	32
Vjerskih zajednica <i>Established by religious communities</i>	16	-	980	209	420	351	194	103	8

## METODOLOŠKA OBJAŠNJENJA

### Izvori i metode prikupljanja podataka

Podaci su rezultat statističke obrade podataka koje na obrascu Godišnji izvještaj za dječje vrtiće i druge pravne osobe koje ostvaruju programe predškolskog odgoja (obrazac DV-PO) daju samostalni dječji vrtići, dječji vrtići s područnim odjelima i područni odjeli te druge pravne osobe (osnovne škole, igraonice u knjižnicama te druge zdravstvene, socijalne, sportske i kulturne ustanove i udruge koje su ostvarivale programe predškolskog odgoja) u Republici Hrvatskoj koje su radile u pedagoškoj godini 2018./2019., a odnose se na dan 31. listopada 2018.

### Obuhvat i usporedivost

Statističkim istraživanjem obuhvaćeni su dječji vrtići i druge pravne osobe koje ostvaruju programe predškolskog odgoja i naobrazbe na području Republike Hrvatske. Podaci su usporedivi s podacima iz prijašnjih godina u odnosu na dječje vrtiće. Obuhvat je 2004./2005. proširen i na druge pravne osobe koje ostvaruju programe predškolskog odgoja. Podaci za program predškole odnose se na školsku godinu 2017./2018.

### Definicije

**Programi predškolskog odgoja i naobrazbe** te skrbi o djeci predškolske dobi ustrojavaju se u jasličkim i vrtićkim odgojnim skupinama u dječjem vrtiću bez obzira na osnivača, a mogu biti: **redoviti programi, programi predškole i kraći programi.**

**Programi** (ne dječji vrtići) **predškolskog odgoja pri drugim pravnim osobama** ostvaruju se pri osnovnim školama, pri zdravstvenim ustanovama za djecu s teškoćama u razvoju, pri socijalnim ustanovama za djecu s teškoćama u razvoju, kao igraonice u knjižnicama, kraći programi pri sportskim ustanovama, kraći programi pri kulturnim ustanovama te kraći programi pri udrugama.

Svi programi predškolskog odgoja i naobrazbe moraju imati verifikaciju Ministarstva znanosti i obrazovanja, a ustrojavaju se kao ustrojbene jedinice navedenih pravnih osoba i ispunjavaju sve uvjete potrebne za rad s predškolskom djecom.

**Dječji vrtići** jesu javne ustanove koje djelatnost predškolskog odgoja obavljaju kao javnu službu. Dječji vrtić može osnovati Republika Hrvatska i jedinice lokalne uprave (državni vrtići), vjerske zajednice (vrtići vjerskih zajednica) te druge domaće, pravne i fizičke osobe (privatni vrtići).

**Područni odjeli** jesu dislocirani dijelovi matičnog vrtića koji uključuju jednu ili više odgojnih skupina, a osnivaju ih dječji vrtići prema potrebi.

**Predškolskim odgojem** u dječjim vrtićima obuhvaćena su djeca od navršanih šest mjeseci života do polaska u osnovnu školu.

**Predškolsko obrazovanje** koje se provodi u dječjim vrtićima i drugim pravnim osobama u Republici Hrvatskoj za djecu stariju od tri godine odgovara razini 0 Međunarodne standardne klasifikacije obrazovanja – *International Standard Classification of Education* (ISCED 2011.).

## NOTES ON METHODOLOGY

### Sources and methods of data collection

Data are the result of statistical data processing collected through the Annual Report on Kindergartens and Other Legal Entities Implementing Preschool Education Programmes (DV-PO form) from self-contained kindergartens, kindergartens with departments, departments and other legal entities (basic schools, playrooms in libraries and other health, social, sports and cultural institutions and organizations implementing preschool education programmes) in the Republic of Croatia active in the 2018/2019 pedagogic year, and refer to 31 October 2018.

### Coverage and comparability

The statistical survey covers kindergartens and other legal entities implementing preschool education and care programmes on the territory of the Republic of Croatia. The data are comparable to the data from previous years relating to kindergartens. The coverage for 2004/2005 has been expanded on other legal entities other legal entities implementing preschool education programmes. Data on the preschool programme refer to the 2017/2018 **school** year.

### Definitions

**Preschool education and care programmes** intended for preschool children are implemented in nursery and kindergarten groups in kindergarten, irrespective of the founder, and can be classified as follows: **regular programmes, preschool programmes and shorter programmes.**

**Preschool education programmes** (not kindergartens) **in other legal entities** are realised in basic schools, in health institutions caring for children with developmental difficulties, in social institutions caring for children with developmental difficulties; as playrooms in libraries, shorter programmes in cultural institutions and shorter programmes in different organisations.

All preschool education programmes must be verified by the Ministry of Science and Education. They are established as constitutional units of the legal entities in question and must fulfil all conditions required for work with preschool children.

**Kindergartens** are public institutions that provide preschool education as a public service. Kindergarten can be established by the Republic of Croatia and local government units (state-owned kindergartens), religious communities (kindergartens established by religious communities) and other domestic legal entities and natural persons (private kindergartens).

**Departments** are dislocated parts of a central kindergarten, which include one or more education groups, established by kindergartens as required.

**Preschool upbringing** in kindergartens covers children of 6 months of age until school age.

**Preschool education** conducted in kindergartens and other legal entities for children over 3 years of age in the Republic of Croatia corresponds to the level 0 of the ISCED 2011.



**Stručni suradnici** jesu pedagog, psiholog, defektolog, učitelj stranog jezika, glazbe, likovnog odgoja, ritmike i sl.

**Program predškole** provodi se za djecu u šestoj godini života koja nisu polaznici redovitog programa predškolskog odgoja kao priprema za polazak u školu.

**Kraći programi** obuhvaćaju različite sadržaje (strani jezici, vjerski odgoj, sportske grupe, ples, likovni ili glazbeni odgoj itd.) koje djeca pohađaju nekoliko sati na tjedan ili mjesec.

Ustrojstvo i djelatnost dječjih vrtića temelji se na Zakonu o predškolskom odgoju i naobrazbi (NN, br. 10/97., 107/07. i 94/13.).

## Teritorijalni ustroj

Podaci po županijama prikazani su prema Zakonu o područjima županija, gradova i općina u Republici Hrvatskoj (NN, br. 86/06., 125/06., 16/07., 95/08., 46/10., 145/10., 37/13., 44/13., 45/13. i 110/15.) sa stanjem na dan 31. prosinca 2018.

## Kratice

NN Narodne novine  
ped. g. pedagoška godina

## Znakovi

- nema pojave

**Professional assistants** are education professional, psychologist, special education teacher, foreign language teacher, music teacher, art teacher, dance teacher etc.

**Preschool programme** is conducted for children aged six who do not attend a regular preschool education programme as a preparation for school.

**Shorter programmes** include various contents (foreign languages, religious education, sports, dancing, musical or art classes etc.), which children attend for several hours per week or month.

The organisation and activity in kindergartens is based on the Act on Preschool Education (NN, Nos 10/97, 107/07 and 94/13).

## Territorial constitution

Data on counties are presented according to the Act on the Territories of Counties, Towns and Municipalities in the Republic of Croatia (NN, Nos 86/06, 125/06, 16/07, 95/08, 46/10, 145/10, 37/13, 44/13, 45/13 and 110/15), with the situation as on 31 December 2018.

## Abbreviations

ISCED 2011 International Standard Classification of Education, 2011 version  
NN Narodne novine, official gazette of the Republic of Croatia

## Symbols

- no occurrence

Objavljuje i tiska Državni zavod za statistiku Republike Hrvatske, Zagreb, Ilica 3, p. p. 80.  
Published and printed by the Croatian Bureau of Statistics, Zagreb, Ilica 3, P. O. B. 80  
Telefon/ Phone: +385 (0) 1 4806-111, telefaks/ Fax: +385 (0) 1 4817-666

Odgovorne osobe:  
Persons responsible:

Vesna Lipavić, načelnica Sektora društvenih statistika  
Vesna Lipavić, Director of Social Statistics Directorate

Lidija Brković, ravnateljica  
Lidija Brković, Director General

Priredile: Matija Škegro Vdović i Kristina Piškor  
Prepared by: Matija Škegro Vdović and Kristina Piškor

MOLIMO KORISNIKE DA PRI KORIŠTENJU PODATAKA NAVEDU IZVOR.  
USERS ARE KINDLY REQUESTED TO STATE THE SOURCE

Naklada: 20 primjeraka  
20 copies printed

Podaci iz ovog Priopćenja objavljuju se i na internetu.  
First Release data are also published on the Internet.

Služba za komunikaciju s korisnicima  
User Communication Department

- Informacije i korisnički zahtjevi  
Information and user requests

Telefon/ Phone:  
+385 (0) 1 4806-138, 4806-154  
Elektronička pošta/ E-mail:  
stat.info@dzs.hr  
Telefaks/ Fax:  
+385 (0) 1 4806-148

- Pretplata publikacija  
Subscription

Telefon/ Phone:  
+385 (0) 1 4806-115  
Elektronička pošta/ E-mail:  
prodaja@dzs.hr  
Telefaks/ Fax:  
+385 (0) 1 4806-148

- Novinarski upiti  
Press corner

Telefon/ Phone:  
+385 (0) 1 4806-121, 4806-168  
Elektronička pošta/ E-mail:  
press@dzs.hr  
Telefaks/ Fax:  
+385 (0) 1 4806-148