

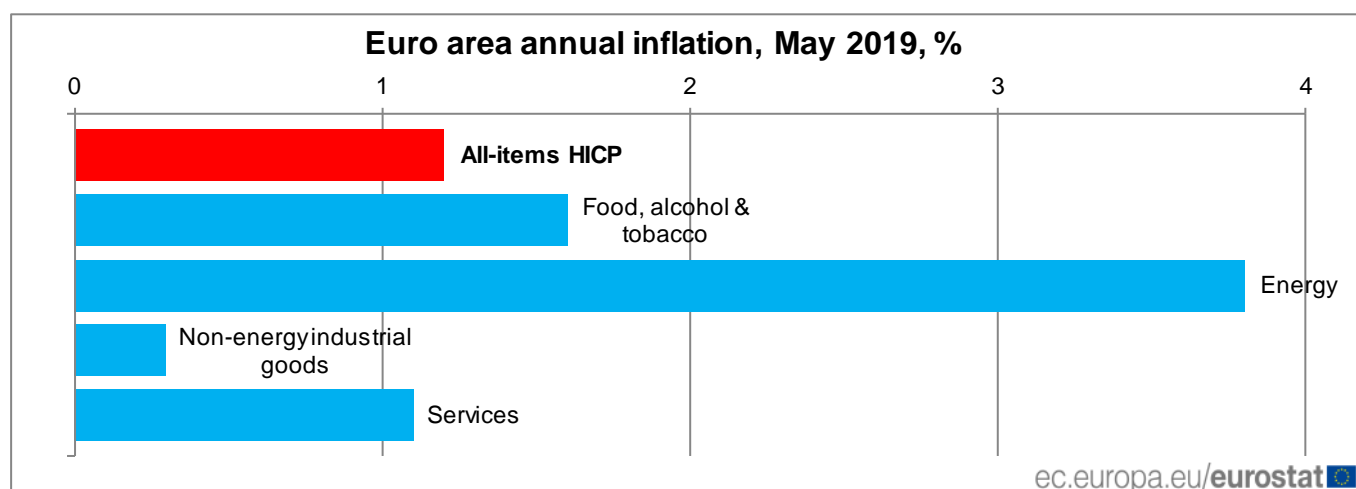
89/2019 - 4 June 2019

Flash estimate - May 2019

Euro area annual inflation down to 1.2%

Euro area annual inflation is expected to be 1.2% in May 2019, down from 1.7% in April according to a flash estimate from Eurostat, the statistical office of the European Union.

Looking at the main components of euro area inflation, energy is expected to have the highest annual rate in May (3.8%, compared with 5.3% in April), followed by food, alcohol & tobacco (1.6%, compared with 1.5% in April), services (1.1%, compared with 1.9% in April) and non-energy industrial goods (0.3%, compared with 0.2% in April).

**Euro area annual inflation and its components, %**

	Weight (‰) 2019	May 2018	Dec 2018	Jan 2019	Feb 2019	Mar 2019	Apr 2019	May 2019
All-items HICP	1000.0	2.0	1.5	1.4	1.5	1.4	1.7	1.2e
All-items excluding:								
> energy	898.7	1.5	1.1	1.3	1.3	1.0	1.3	1.0e
> energy, unprocessed food	854.0	1.4	1.1	1.2	1.2	1.0	1.4	1.0e
> energy, food, alcohol & tobacco	708.5	1.2	0.9	1.1	1.0	0.8	1.3	0.8e
Food, alcohol & tobacco	190.1	2.5	1.8	1.8	2.3	1.8	1.5	1.6e
> processed food, alcohol & tobacco	145.4	2.2	1.7	1.8	2.1	2.0	1.7	1.9e
> unprocessed food	44.7	3.6	1.8	1.8	2.9	1.1	0.8	0.4e
Energy	101.3	6.2	5.5	2.7	3.6	5.3	5.3	3.8e
Non-energy industrial goods	263.8	0.2	0.2	0.3	0.4	0.1	0.2	0.3e
Services	444.7	1.9	1.3	1.6	1.4	1.1	1.9	1.1e

e estimate

Geographical information

The **euro area** consists of Belgium, Germany, Estonia, Ireland, Greece, Spain, France, Italy, Cyprus, Latvia, Lithuania, Luxembourg, Malta, the Netherlands, Austria, Portugal, Slovenia, Slovakia and Finland.

The euro area data refer to the country composition at a specific point in time. New Member States are integrated into the aggregate using a chain index formula.

Methods and definitions

Annual inflation is the change of the price level between the current month and the same month of the previous year.

Revisions and timetable

The euro area inflation flash estimate is issued at the end of each reference month.

The complete set of harmonised indices of consumer prices (HICP) for the euro area, EU and Member States is released around the middle of the month following the reference month. The next release with full data for May 2019 is scheduled for 18 June 2019.

For more information

Eurostat [website section](#) on inflation

Eurostat [database section](#) on inflation

Eurostat [Statistics Explained article](#) on inflation in the euro area

Eurostat [metadata](#) on inflation

Eurostat €-indicators [release calendar](#)


Issued by **Eurostat Press Office**

Baiba GRANDOVSKA
Tel: +352-4301-33 444
eurostat-pressoffice@ec.europa.eu


For further information on data:

Lenka VALENTA
Tel: +352-4301-33 176
estat-hicp@ec.europa.eu

 [EurostatStatistics](#)

 ec.europa.eu/eurostat/

 [@EU_Eurostat](#)

 **Media requests:** Eurostat media support / Tel: +352-4301-33 408 / eurostat-mediasupport@ec.europa.eu