

PROSJEČNE MJESEČNE NETO I BRUTO PLAĆE ZAPOSLENIH za srpanj 2020.

AVERAGE MONTHLY NET AND GROSS EARNINGS OF PERSONS IN PAID EMPLOYMENT For July 2020

Prosječna mjesečna isplaćena neto plaća po zaposlenome u pravnim osobama Republike Hrvatske za srpanj 2020. iznosila je 6 722 kune, što je nominalno niže za 0,8%, a realno za 0,3% u odnosu na lipanj 2020.

Prosječna mjesečna bruto plaća po zaposlenome u pravnim osobama Republike Hrvatske za srpanj 2020. iznosila je 9 172 kune, što je nominalno niže za 0,8%, a realno za 0,3% u odnosu na lipanj 2020.

Najviša prosječna mjesečna isplaćena neto plaća po zaposlenome u pravnim osobama za srpanj 2020. isplaćena je u djelatnosti Zračni prijevoz, u iznosu od 10 343 kune, a najniža je isplaćena u djelatnosti Proizvodnja odjeće, u iznosu od 4 436 kuna.

Najviša prosječna mjesečna bruto plaća po zaposlenome u pravnim osobama za srpanj 2020. isplaćena je u djelatnosti Proizvodnja osnovnih farmaceutskih proizvoda i farmaceutskih pripravaka u iznosu od 14 860 kuna, a najniža je isplaćena u djelatnosti Proizvodnja odjeće, u iznosu od 5 660 kuna.

Prosječna mjesečna isplaćena neto plaća po zaposlenome u pravnim osobama Republike Hrvatske za srpanj 2020. u odnosu na isti mjesec prethodne godine nominalno je viša za 2,9%, a realno za 3,2%.

Prosječna mjesečna bruto plaća po zaposlenome u pravnim osobama Republike Hrvatske za srpanj 2020. u odnosu na isti mjesec prethodne godine nominalno je viša za 2,6%, a realno za 2,9%.

Za razdoblje od siječnja do srpnja 2020. prosječna mjesečna isplaćena neto plaća po zaposlenome u pravnim osobama Republike Hrvatske iznosila je 6 724 kune, što je u odnosu na isto razdoblje 2019. nominalno više za 2,3%, a realno za 1,9%.

Za razdoblje od siječnja do srpnja 2020. prosječna mjesečna bruto plaća po zaposlenome u pravnim osobama Republike Hrvatske iznosila je 9 180 kuna, što je u odnosu na isto razdoblje 2019. nominalno više za 2,2%, a realno za 1,8%.

U srpnju 2020. bila su prosječno 183 plaćena sata, što je za 5,2% više nego u lipnju 2020. Najveći broj plaćenih sati bio je u djelatnosti Vodeni prijevoz (194), a najmanji broj plaćenih sati bio je u Djelatnosti socijalne skrbi bez smještaja (167).

Prosječna mjesečna isplaćena neto plaća po satu za srpanj 2020. iznosila je 36,23 kune, što je u odnosu na lipanj 2020. niže za 5,0%, a u odnosu na isti mjesec prethodne godine više za 3,2%.

Prosječna mjesečna bruto plaća po satu za srpanj 2020. iznosila je 49,44 kune, što je u odnosu na lipanj 2020. niže za 5,0%, a u odnosu na isti mjesec prethodne godine više za 3,0%.

Medijalna neto plaća za srpanj 2020. iznosila je 5 791 kunu, dok je medijalna bruto plaća iznosila 7 586 kuna.

Detaljne podatke možete preuzeti na poveznici [Statistika u nizu](#).

For July 2020, the average monthly paid off net earnings per person in paid employment in legal entities in the Republic of Croatia amounted to 6 722 kuna, which represented a nominal decrease of 0.8% and a real one of 0.3%, as compared to June 2020.

For July 2020, the average monthly gross earnings per person in paid employment in legal entities in the Republic of Croatia amounted to 9 172 kuna, which represented a nominal decrease of 0.8%, and a real one of 0.3%, as compared to June 2020.

The highest average monthly paid off net earnings per person in paid employment in legal entities for July 2020 were paid off in the activity Air transport and amounted to 10 343 kuna, while the lowest earnings were paid off in the activity Manufacture of wearing apparel and amounted to 4 436 kuna.

The highest average monthly gross earnings per person in paid employment in legal entities for July 2020 were paid off in the activity Manufacture of basic pharmaceutical products and pharmaceutical preparations and amounted to 14 860 kuna, while the lowest earnings were paid off in the activity Manufacture of wearing apparel and amounted to 5 660 kuna.

The average monthly paid off net earnings per person in paid employment in legal entities in the Republic of Croatia were nominally higher by 2.9% and really by 3.2% for July 2020, as compared to the same month last year.

The average monthly gross earnings per person in paid employment in legal entities in the Republic of Croatia were nominally higher by 2.6% and really by 2.9% for July 2020, as compared to the same month last year.

In the period from January to July 2020, the average monthly paid off net earnings per person in paid employment in legal entities in the Republic of Croatia amounted to 6 724 kuna, which represented a nominal increase of 2.3% and a real one of 1.9%, as compared to the same period of 2019.

In the period from January to July 2020, the average monthly gross earnings per person in paid employment in legal entities in the Republic of Croatia amounted to 9 180 kuna, which represented a nominal increase of 2.2% and a real one of 1.8%, as compared to the same period of 2019.

In July 2020, there were 183 paid hours on average, which means that they increased by 5.2%, as compared to June 2020. The greatest number of paid hours was recorded in the activity Water transport (194) and the smallest one in the activity Social work activities without accommodation (167).

The average monthly paid off net earnings per hour for July 2020 amounted to 36.23 kuna, which was 5.0% lower than in June 2020. As compared to the same month last year, they increased by 3.2%.

The average monthly gross earnings per hour for July 2020 amounted to 49.44 kuna, which was 5.0% lower than in June 2020. As compared to the same month last year, they increased by 3.0%.

Median net earnings for July 2020 amounted to 5 791 kuna, while median gross earnings amounted to 7 586 kuna.

Detailed data can be downloaded on the link [Statistics In Line](#).

1. PROSJEČNA MJESEČNA NETO I BRUTO PLAĆA ZA SRPANJ 2020.
AVERAGE MONTHLY NET AND GROSS EARNINGS FOR JULY 2020

	VII. 2020.	I. – VII. 2020.	Indeksi Indices			
			VII. 2020. VI. 2020.	VII. 2020. VII. 2019.	I. – VII. 2020. I. – VII. 2019.	
Neto plaća <i>Net earnings</i>						
Prosječna mjesečna isplaćena neto plaća po zaposlenome, kune	6 722	6 724	99,2	102,9	102,3	Average monthly paid off net earnings per employee, kuna
Realna neto plaća po zaposlenome			99,7	103,2	101,9	Real net earnings per employee
Bruto plaća <i>Gross earnings</i>						
Prosječna mjesečna bruto plaća po zaposlenome, kune	9 172	9 180	99,2	102,6	102,2	Average monthly gross earnings per employee, kuna
Realna bruto plaća po zaposlenome			99,7	102,9	101,8	Real gross earnings per employee
Neto plaća po satu <i>Net earnings per hour</i>						
Prosječna mjesečna isplaćena neto plaća po satu, kune	36,23	38,04	95,0	103,2	102,0	Average paid off net earnings per hour, kuna
Realna neto plaća po satu			95,5	103,5	101,6	Real net earnings per hour
Bruto plaća po satu <i>Gross earnings per hour</i>						
Prosječna mjesečna bruto plaća po satu, kune	49,44	51,93	95,0	103,0	101,8	Average monthly gross earnings per hour, kuna
Realna bruto plaća po satu			95,5	103,3	101,4	Real gross earnings per hour

2. DISTRIBUCIJA NETO I BRUTO PLAĆA PREMA KVARTILIMA ZA SRPANJ 2020.
DISTRIBUTION OF NET AND GROSS EARNINGS, BY QUARTILES, FOR JULY 2020

	VII. 2020.		
	neto plaće, kune <i>Net earnings, kuna</i>	bruto plaće, kune <i>Gross earnings, kuna</i>	
Prvi (donji) kvartil	4 417	5 616	First (lower) quartile
Drugi kvartil (medijan)	5 791	7 586	Second quartile (median)
Treći (gornji) kvartil	7 765	10 571	Third (upper) quartile
Četvrti kvartil	z	z	Fourth quartile

3. DISTRIBUCIJA NETO I BRUTO PLAĆA PREMA DECILIMA ZA SRPANJ 2020.
DISTRIBUTION OF NET AND GROSS EARNINGS, BY DECILES, FOR JULY 2020

	VII. 2020.		
	neto plaće, kune <i>Net earnings, kuna</i>	bruto plaće, kune <i>Gross earnings, kuna</i>	
Prvi decil	3 760	4 572	First decile
Drugi decil	4 226	5 185	Second decile
Treći decil	4 628	5 824	Third decile
Četvrti decil	5 150	6 646	Fourth decile
Peti decil (medijan)	5 791	7 586	Fifth decile (median)
Šesti decil	6 522	8 697	Sixth decile
Sedmi decil	7 315	9 935	Seventh decile
Osmi decil	8 314	11 448	Eighth decile
Deveti decil	10 324	14 793	Ninth decile
Deseti decil	z	z	Tenth decile

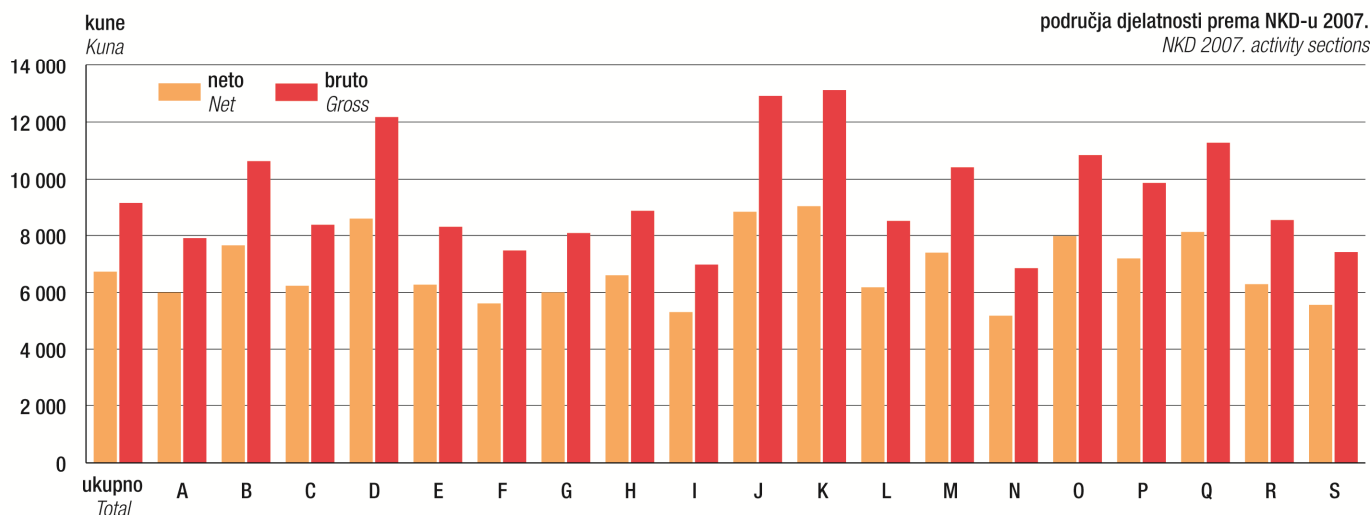
4. ISPLAĆENI NEOPOREZIVI PRIMICI PREMA NKD-u 2007.¹⁾ U SRPNJU 2020.
PAID OFF NON-TAXABLE INCOMES, ACCORDING TO NKD 2007.¹⁾, JULY 2020

	VII. 2020.		
	prosječni neoporezivi primitak po broju primatelja, kuna <i>Average non-taxable income by number of receivers, kuna</i>	prosječni neoporezivi primitak po broju zaposlenih koji su primili plaću, kuna <i>Average non-taxable income by number of persons in employment who received earnings, kuna</i>	
Ukupno	887	15	Total
A Poljoprivreda, šumarstvo i ribarstvo	918	8	A Agriculture, forestry and fishing
B Rudarstvo i vađenje	629	8	B Mining and quarrying
C Prerađivačka industrija	888	15	C Manufacturing
D Opskrba električnom energijom, plinom, parom i klimatizacija	484	5	D Electricity, gas, steam and air conditioning supply
E Opskrba vodom; uklanjanje otpadnih voda, gospodarenje otpadom te djelatnosti sanacije okoliša	461	12	E Water supply; sewerage, waste management and remediation activities
F Građevinarstvo	628	11	F Construction
G Trgovina na veliko i na malo; popravak motornih vozila i motocikla	547	9	G Wholesale and retail trade; repair of motor vehicles and motorcycles
H Prijevoz i skladištenje	404	3	H Transportation and storage
I Djelatnosti pružanja smještaja te pripreme i usluživanja hrane	905	7	I Accommodation and food service activities
J Informacije i komunikacije	700	4	J Information and communication
K Financijske djelatnosti i djelatnosti osiguranja	445	2	K Financial and insurance activities
L Poslovanje nekretninama	768	6	L Real estate activities
M Stručne, znanstvene i tehničke djelatnosti	1 022	14	M Professional, scientific and technical activities
N Administrativne i pomoćne uslužne djelatnosti	528	40	N Administrative and support service activities
O Javna uprava i obrana; obvezno socijalno osiguranje	1 035	4	O Public administration and defence; compulsory social security
P Obrazovanje	766	1	P Education
Q Djelatnosti zdravstvene zaštite i socijalne skrbi	1 512	81	Q Human health and social work activities
R Umjetnost, zabava i rekreacija	488	2	R Arts, entertainment and recreation
S Ostale uslužne djelatnosti	756	10	S Other service activities

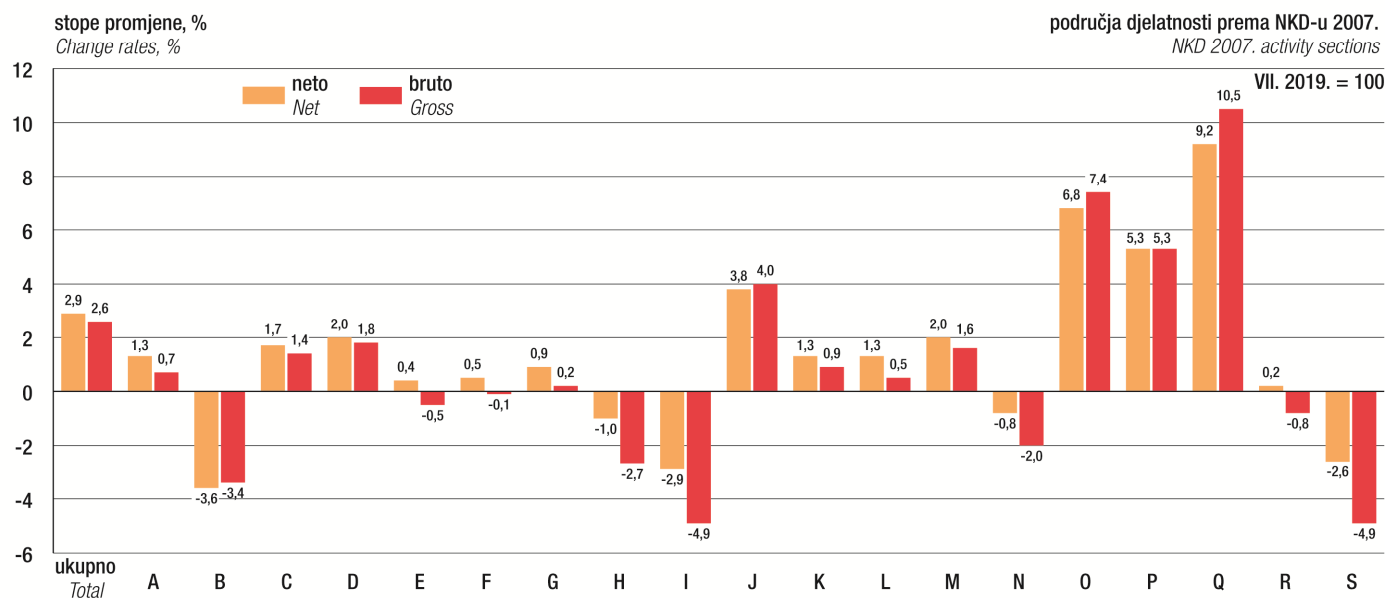
1) Područja djelatnosti T (Djelatnosti kućanstava kao poslodavaca; djelatnosti kućanstava koja proizvode različitu robu i obavljaju različite usluge za vlastite potrebe) i U (Djelatnosti izvanteritorijalnih organizacija i tijela) te njihovi odjelci nisu iskazani u ovom Priopćenju jer nisu obuhvaćeni istraživanjem.

1) Activity sections T (Activities of households as employers; undifferentiated goods – and services – producing activities of households for own use) and U (Activities of extraterritorial organisations and bodies) as well as their divisions are not presented in this First Release since they were not covered by the survey.

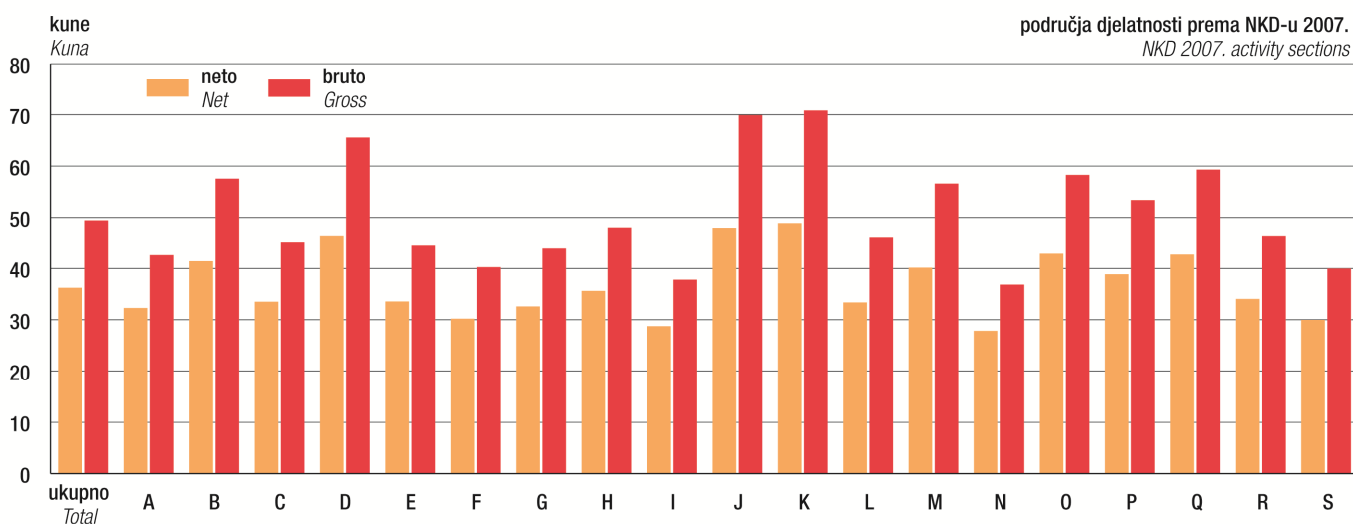
G-1. PROSJEČNE MJESEČNE NETO I BRUTO PLAĆE ZA SRPANJ 2020. PREMA NKD-u 2007.
AVERAGE MONTHLY NET AND GROSS EARNINGS FOR JULY 2020, ACCORDING TO NKD 2007.



G-2. GODIŠNJE STOPE PROMJENE PROSJEČNIH MJESEČNIH NETO I BRUTO PLAĆA ZA SRPANJ 2020. PREMA NKD-u 2007.
ANNUAL CHANGE RATES OF AVERAGE NET AND GROSS EARNINGS FOR JULY 2020, ACCORDING TO NKD 2007.



G-3. PROSJEČNE MJESEČNE NETO I BRUTO PLAĆE PO PLAĆENOM SATU ZA SRPANJ 2020. PREMA NKD-u 2007.
AVERAGE MONTHLY NET AND GROSS EARNINGS PER PAID HOUR FOR JULY 2020, ACCORDING TO NKD 2007.



Područja djelatnosti prema NKD-u 2007.

- A Poljoprivreda, šumarstvo i ribarstvo
- B Rudarstvo i vađenje
- C Prerađivačka industrija
- D Opskrba električnom energijom, plinom, parom i klimatizacija
- E Opskrba vodom; uklanjanje otpadnih voda, gospodarenje otpadom te djelatnosti sanacije okoliša
- F Građevinarstvo
- G Trgovina na veliko i na malo; popravak motornih vozila i motocikla
- H Prijevoz i skladištenje
- I Djelatnosti pružanja smještaja te pripreme i usluživanja hrane
- J Informacije i komunikacije
- K Financijske djelatnosti i djelatnosti osiguranja
- L Poslovanje nekretninama
- M Stručne, znanstvene i tehničke djelatnosti
- N Administrativne i pomoćne uslužne djelatnosti
- O Javna uprava i obrana; obvezno socijalno osiguranje
- P Obrazovanje
- Q Djelatnosti zdravstvene zaštite i socijalne skrbi
- R Umjetnost, zabava i rekreacija
- S Ostale uslužne djelatnosti

NKD 2007. activity sections

- A Agriculture, forestry and fishing
- B Mining and quarrying
- C Manufacturing
- D Electricity, gas, steam and air conditioning supply
- E Water supply; sewerage, waste management and remediation activities
- F Construction
- G Wholesale and retail trade; repair of motor vehicles and motorcycles
- H Transportation and storage
- I Accommodation and food service activities
- J Information and communication
- K Financial and insurance activities
- L Real estate activities
- M Professional, scientific and technical activities
- N Administrative and support service activities
- O Public administration and defence; compulsory social security
- P Education
- Q Human health and social work activities
- R Arts, entertainment and recreation
- S Other service activities

METODOLOŠKA OBJAŠNJENJA

Izvori podataka

Podaci o mjesečnim neto i bruto plaćama te broju sati za koje su zaposlene osobe primile plaću dobiveni su obradom podataka iz Izvješća o primicima, porezu na dohodak i prirezu te doprinosima za obvezna osiguranja (obrazac JOPPD), koje se primjenjuje od 1. siječnja 2014.

Obveznici dostavljanja obrasca JOPPD jesu isplatelji svih vrsta dohodaka za koje je propisima o porezu na dohodak propisana obveza obračunavanja i plaćanja poreza po odbitku.

Obuhvat i usporedivost

Obuhvaćeni su zaposleni u pravnim osobama svih oblika vlasništva, tijelima državne vlasti i tijelima jedinica lokalne i područne (regionalne) samouprave na području Republike Hrvatske.

Nisu obuhvaćeni zaposleni u obrtu i slobodnim profesijama i zaposleni osiguranici poljoprivrednici te unutar podataka o prosječnim mjesečnim plaćama nedostaju podaci o njihovim isplata.

Podaci o mjesečnim neto i bruto plaćama zaposlenih u pravnim osobama obuhvaćaju neto i bruto plaće zaposlenih koji imaju zasnovan radni odnos bez obzira na vrstu radnog odnosa i duljinu radnog vremena.

Zaposleni koji su primili plaću u nepunome radnom vremenu preračunani su na ekvivalent punoga radnog vremena.

Podaci o mjesečnoj neto i bruto plaći iskazuju se prema načelu objavljenih isplata u tekućemu za prethodni mjesec, što odgovara dinamici isplata u najvećem broju pravnih osoba te se i prosjek plaće odnosi na mjesec za koji je isplata primljena, što ne vrijedi za isplaćene neoporezive primitke.

Neoporezive primitke koje je zaposlenik primio obuhvatili smo svojim mjesečnim istraživanjem i iskazani su u tablici 4. ovog Priopćenja.

Obuhvaćeni su sljedeći neoporezivi primici, prema šiframa obrasca JOPPD:

- šifra 21 – dar djetetu do 15 godina starosti i potpore za novorođenče, do propisanog iznosa
- šifra 22 – prigodne nagrade, do propisanog iznosa (božićnica, naknada za godišnji odmor i sl.)
- šifra 24 – pomorski dodatak, do propisanog iznosa
- šifra 25 – naknade za odvojeni život od obitelji, do propisanog iznosa
- šifra 26 – otpremnine, do propisanog iznosa
- šifra 60 – nagrade radnicima za navršene godine staža, do propisanog iznosa
- šifra 61 – prigodne nagrade, do propisanog iznosa (božićnica, naknada za godišnji odmor i sl.) za prethodna porezna razdoblja (naknadne isplate)
- šifra 62 – trošak prehrane i smještaja sezonskih radnika iz članka 7. stavka 35. Pravilnika o porezu na dohodak
- šifra 63 – novčane nagrade za radne rezultate i drugi oblici dodatnog nagrađivanja radnika (dodatna plaća, dodatak uz mjesečnu plaću i sl.)
- šifra 64 – troškovi smještaja i prehrane osoba koje obavljaju povremene sezonske poslove u poljoprivredi iz članka 6. stavka 10. Pravilnika o porezu na dohodak
- šifra 65 – novčane paušalne naknade za podmirivanje troškova prehrane radnika, do propisanog iznosa

NOTES ON METHODOLOGY

Data sources

Data on monthly net and gross earnings as well as data on paid hours were gathered by processing data from the Report on Income, Income Tax and Surtax as well as Contributions for Mandatory Insurances (JOPPD form), in effect since 1 January 2014.

All persons or entities that are the payers of income for which the income tax regulations prescribe the obligation of accounting and paying deduction tax are under the obligation to submit the JOPPD form.

Coverage and comparability

Data comprise persons in employment in legal entities of all types of ownership, government bodies, and bodies of local and regional self-government units, on the territory of the Republic of Croatia.

Persons employed in crafts and trades and free lances and employed insured persons – private farmers are not covered, so data on their pays are not included in the data on average earnings.

Data on monthly net and gross earnings of persons employed in legal entities include net and gross earnings of persons in permanent employment, irrespective of the kind of employment and number of working-hours.

Persons in part-time employment who received earnings are expressed in full-time equivalent.

Data on monthly net and gross earnings are presented according to realised pay-offs in the current for the previous month, which is in line with the pay-off dynamics in most legal entities, so the average earnings refer to the month for which the pay-off has been received. It does not apply to paid-off non-taxable incomes.

Non-taxable incomes received by person in employment are covered in the monthly survey of the Croatian Bureau of Statistics and presented in table 4. of this First Release.

The following non-taxable incomes are covered, according to codes on the JOPPD form:

- Code 21 – gift for a child younger than 15 and benefit for a newborn, up to a prescribed amount
- Code 22 – occasional bonuses (Christmas bonus, annual leave bonus, etc.), up to a prescribed amount
- Code 24 – supplements for seafarers, up to a prescribed amount
- Code 25 – compensation for living separately from family, up to a prescribed amount
- Code 26 – severance, up to a prescribed amount
- Code 60 – jubilee payments to persons in employment depending on years of service, up to a prescribed amount
- Code 61 – occasional bonuses (Christmas bonus, annual leave bonus, etc.) for previous taxation periods (subsequent payments), up to a prescribed amount
- Code 62 – expenses for food and accommodation of seasonal workers, according to Article 7, Item 35, of the Income Tax Ordinance
- Code 63 – pecuniary awards for performance results and other types of additional awarding of persons in employment (supplemental earnings, supplements to monthly earnings, etc.)
- Code 64 – expenses for accommodation and food of persons engaged in occasional seasonal agricultural works, according to Article 6, Item 10, of the Income Tax Ordinance
- Code 65 – pecuniary lump-sum reimbursements for covering food costs of persons in employment, up to a prescribed amount

- šifra 66 – troškovi prehrane radnika nastali za vrijeme radnog odnosa kod poslodavca na temelju vjerodostojne dokumentacije, do propisanog iznosa
- šifra 67 – troškovi smještaja radnika nastali za vrijeme radnog odnosa kod poslodavca na temelju vjerodostojne dokumentacije koji se podmiruju bezgotovinskim putem
- šifra 68 – troškovi smještaja radnika nastali za vrijeme radnog odnosa kod poslodavca na temelju vjerodostojne dokumentacije koji se podmiruju na račun radnika
- šifra 69 – naknade za podmirivanje troškova ugostiteljskih, turističkih i drugih usluga namijenjenih odmoru radnika prema propisima ministarstva nadležnog za turizam
- šifra 70 – naknade za troškove redovite skrbi djece radnika u ustanovama predškolskog odgoja te drugim pravnim ili fizičkim osobama (vrtići i sl.)
- šifra 71 – premije dopunskoga i dodatnoga zdravstvenog osiguranja – u primjeni od 2020.

Od siječnja 2016. podaci nisu usporedivi s prethodno objavljenim mjesečnim podacima.

Definicije

Prosječna mjesečna isplaćena neto plaća obuhvaća plaće zaposlenih za obavljene poslove prema osnovi radnog odnosa i naknade za godišnji odmor, plaćeni dopust, blagdane i neradne dane određene zakonom, bolovanja do 42 dana, odsutnost za vrijeme stručnog obrazovanja, zastoje na poslu bez krivnje zaposlenog i primitke prema osnovi naknada, potpora i nagrada u iznosima na koje se plaćaju doprinosi, porezi i preizezi.

Prosječna mjesečna bruto plaća obuhvaća sve vrste neto isplata prema osnovi radnog odnosa i sljedeća zakonom propisana obvezatna izdvajanja: doprinosi za mirovinsko osiguranje, porez na dohodak i preiz porezu na dohodak.

Broj plaćenih sati jest broj sati za koje su zaposlene osobe primile plaću. Plaćeni sati uključuju izvršene sate rada (sati izvršeni u redovitome radnom vremenu i prekovremeni sati) i neizvršene sate rada (godišnji odmor, praznici, bolovanje kraće od 42 dana i drugi plaćeni, a neizvršeni sati). Plaćeni sati ne uključuju neizvršene sate rada plaćene izvan pravne osobe (sati bolovanja u trajanju duljem od 42 dana, sati roditeljskog dopusta, sati skraćenoga radnog vremena roditelja i sl.).

Prosječna mjesečna neto i bruto plaća po zaposlenome izračunava se dijeljenjem ukupnih isplata brojem zaposlenih preračunanih na ekvivalent punoga radnoga vremena.

Prosječna mjesečna neto i bruto plaća po plaćenom satu izračunava se dijeljenjem ukupnih isplata ukupnim brojem plaćenih sati.

Nominalni indeksi neto i bruto plaća izračunavaju se iz podataka o prosječnim mjesečnim iznosima neto i bruto plaća za odgovarajuće mjesec i godine.

Realni indeksi neto i bruto plaća izračunavaju se dijeljenjem nominalnih indeksa neto i bruto plaća indeksom potrošačkih cijena za odgovarajuće mjesec i godine.

Medijalna mjesečna neto i bruto plaća izračunava se određivanjem sredine nakon rangiranja plaća zaposlenih, od najniže do najviše, te pokazuje da 50% zaposlenih prima plaću u iznosu jednakom ili manjem od tog iznosa (medijana), a 50% zaposlenih prima jednaku ili veću od tog iznosa (medijana).

- Code 66 – food expenses for persons in employment emerged during employment with the employer based on authentic documentation, up to a prescribed amount
- Code 67 – accommodation expenses for persons in employment emerged during employment with the employer based on authentic documentation, paid through cashless transaction
- Code 68 – accommodation expenses for persons in employment emerged during employment with the employer based on authentic documentation, transmitted to worker's account
- Code 69 – reimbursements for expenses of hospitality, tourist and other services rendered during workers' vacation, pursuant to regulations determined by the ministry in charge for tourism
- Code 70 – reimbursements for expenses of regular care for workers' children in institutions of pre-school education as well as in other legal entities or natural persons (kindergartens etc.)
- Code 71 – premiums of supplemental and additional health insurance – in effect since 2020.

Data from January 2016 and onwards are not comparable to previously published monthly data.

Definitions

Average monthly paid off net earnings comprise income of a person in employment earned for work done during regular working hours as well as annual leave, paid leave, public holidays and day-offs as prescribed by law, sickness leave up to 42 days, absence for continuing professional education, during lay-off and job stop caused against person's will and of no fault of his own and net pays on the basis of compensations, allowances and rewards in sums which are subjects to contributions, taxes and surtaxes.

Average monthly gross earnings include all kinds of net pays on the basis of employment and the following mandatory allocations: pension insurance contributions, income tax and surtax on income tax.

Number of paid hours is a number of hours for which persons in employment were paid. They include hours actually worked (hours done during regular working time and overtime hours) and hours not actually worked (annual leave, holidays, sick leave lasting less than 42 days and other paid hours not actually done). Paid hours do not include working hours not actually worked which are paid outside a legal entity (sick leave hours lasting over 42 days, maternity leave hours, hours of shorter working time done by parents, etc.).

Average monthly net and gross earnings per person in employment are calculated by dividing the total of pay-offs with the number of persons in employment expressed in full-time equivalent.

Average monthly net and gross earnings per paid hour are calculated by dividing the total of pay-offs with the total number of paid hours.

Indices of nominal net and gross earnings are calculated from the data on average monthly net and gross earnings for the respective months and year.

Real indices of net and gross earnings are calculated by dividing index of nominal net and gross earnings with a consumer price index for the respective month and year.

Median monthly net and gross earnings are calculated by determining a mean after earnings of persons in employment have been rank-ordered from the lowest to the highest one and shows that 50% of persons in employment get earnings that are equal to or lower than that amount (median) and another 50% get earnings that are equal to or higher than that amount (median).

Kvartilne mjesečne neto i bruto plaće izračunavaju se podjelom plaća zaposlenih na četiri jednaka dijela nakon rangiranja od najniže do najviše, a zatim odabirom iznosa plaće ispod kojeg se nalazi 25%, 50%, 75% i 100% plaća zaposlenih. Mogu se podijeliti na prvi (donji) kvartil, drugi kvartil (medijan), treći (gornji) kvartil i četvrti kvartil.

Prvi (donji) kvartil pokazuje da 25% zaposlenih prima plaću u iznosu jednakom ili manjem od prvoga kvartila, a 75% zaposlenih prima plaću jednaku ili veću od prvoga kvartila.

Treći (gornji) kvartil pokazuje da 75% zaposlenih prima plaću u iznosu jednakom ili manjem od trećega kvartila, a 25% zaposlenih prima plaću jednaku ili veću od trećega kvartila.

Decilne mjesečne neto i bruto plaće izračunavaju se podjelom plaća zaposlenih na deset jednakih dijelova nakon rangiranja od najniže do najviše, a zatim odabirom iznosa plaće ispod kojeg se nalazi 10%, 20%, 30%, 40%, 50%, 60%, 70%, 80%, 90% i 100% plaća zaposlenih.

U **prvom decilu** nalaze se zaposleni koji imaju najniže mjesečne plaće i pokazuje da 10% zaposlenih prima plaću u iznosu jednakom ili manjem od prvog decila, a 90% zaposlenih prima plaću jednaku ili veću od tog iznosa. U drugom decilu nalaze se zaposleni koji primaju plaću veću od onih koji se nalaze u prvom decilu i manju od onih koji se nalaze u trećem decilu itd.

Kratice

NKD 2007. Nacionalna klasifikacija djelatnosti, verzija 2007.
z podatak zbog povjerljivosti nije objavljen

Quartile monthly net and gross earnings are calculated by dividing the earnings of persons in employment into four equal parts after they have been rank-ordered from the lowest to the highest one. Then the amount is selected below which 25%, 50%, 75% and 100% of the earnings of persons in employment are placed. They can be divided to first (lower) quartile, second quartile (median), third (upper) quartile and fourth quartile.

The first (lower) quartile indicates that 25% of persons in employment get earnings that are equal to or lower than the first quartile, while 75% of persons in employment get earnings that are equal to or higher than the first quartile.

The third (upper) quartile indicates that 75% of persons in employment get earnings that are equal to or lower than the third quartile, while 25% of persons in employment get earnings that are equal to or higher than the third quartile.

Decile monthly net and gross earnings are calculated by dividing earnings of persons in employment into ten equal parts after they have been rank-ordered from the lowest to the highest one. Then the amount is selected below which 10%, 20%, 30%, 40%, 50%, 60%, 70%, 80%, 90% and 100% of earnings of persons in employment are placed.

The first decile includes persons in employment with the lowest monthly earnings and indicates that 10% of persons in employment get earnings that are equal to or lower than the first decile, while 90% of persons in employment get earnings that are equal to or higher than that amount. The second decile includes persons in employment who get earnings that are higher than those included in the first decile and lower than those included in the third decile, etc.

Abbreviations

NKD 2007. National Classification of Activities, 2007 version
z data are not published for confidentiality reasons

Objavljuje Državni zavod za statistiku Republike Hrvatske, Zagreb, Ilica 3, p. p. 80.
Published by the Croatian Bureau of Statistics, Zagreb, Ilica 3, P. O. B. 80
Telefon/ Phone: +385 (0) 1 4806-111, telefaks/ Fax: +385 (0) 1 4817-666
Novinarski upiti/ Press corner: press@dzs.hr

Odgovorne osobe:
Persons responsible:

Dubravka Rogić Hadžalić, načelnica Sektora demografskih i društvenih statistika
Dubravka Rogić Hadžalić, Director of Demographic and Social Statistics Directorate

Lidija Brković, glavna ravnateljica
Lidija Brković, Director General

Privedile: Katarina Litva, Zdenka Mandarić i Snježana Varga
Prepared by: Katarina Litva, Zdenka Mandarić and Snježana Varga

MOLIMO KORISNIKE DA PRI KORIŠTENJU PODATAKA NAVEDU IZVOR.
USERS ARE KINDLY REQUESTED TO STATE THE SOURCE.

Služba za odnose s korisnicima i zaštitu podataka
Customer Relations and Data Protection Department

Informacije i korisnički zahtjevi
Information and user requests

Pretplata publikacija
Subscription

Telefon/ Phone: +385 (0) 1 4806-138, 4806-154
Elektronička pošta/ E-mail: stat.info@dzs.hr
Telefaks/ Fax: +385 (0) 1 4806-148

Telefon/ Phone: +385 (0) 1 4806-115
Elektronička pošta/ E-mail: prodaja@dzs.hr
Telefaks/ Fax: +385 (0) 1 4806-148